


T.RowePrice[®]
INVEST WITH CONFIDENCE



SAVINGS STRATEGIES FOR YOUR RETIREMENT PLAN

RETIRE WITH CONFIDENCE[®]

Welcome



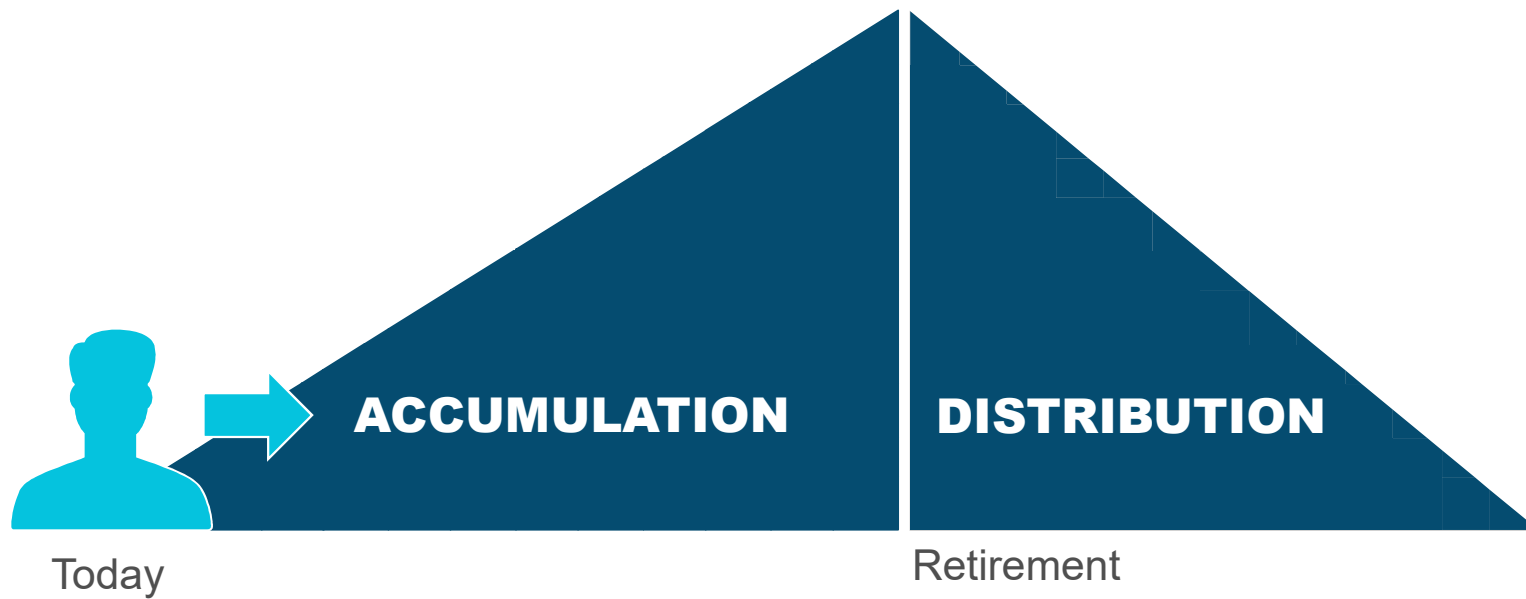
NEW YORK POWER AUTHORITY – UNION EMPLOYEES

This presentation has been prepared by T. Rowe Price Retirement Plan Services, Inc., for general education and informational purposes only and is not intended to provide legal, tax, or investment advice. This material does not provide fiduciary recommendations concerning investments or investment management; it is not individualized to the needs of any specific benefit plan or retirement investor, nor is it directed to any recipient in connection with a specific investment or investment management decision. Any tax-related discussion contained in this presentation, including any attachments, is not intended or written to be used, and cannot be used, for the purpose of (i) avoiding any tax penalties or (ii) promoting, marketing, or recommending to any other party any transaction or matter addressed herein. Please consult your independent legal counsel and/or professional tax advisor regarding any legal or tax issues raised in this presentation.



WHY ARE WE HERE?

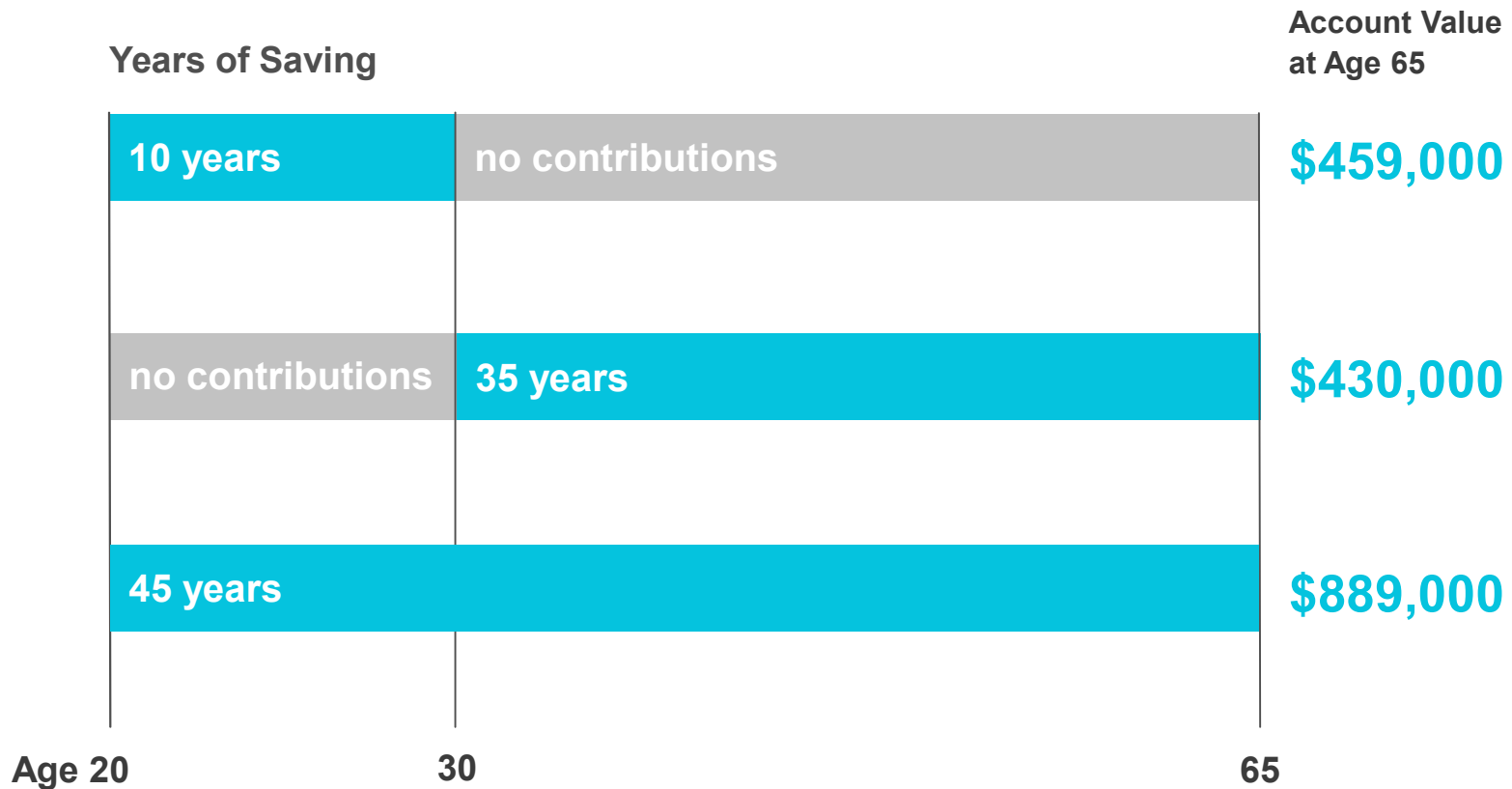
YOUR SAVINGS TODAY BECOMES YOUR INCOME IN RETIREMENT.





COMPOUNDING

COMPOUNDED SAVINGS OVER 45 YEARS SAVING \$250 PER MONTH

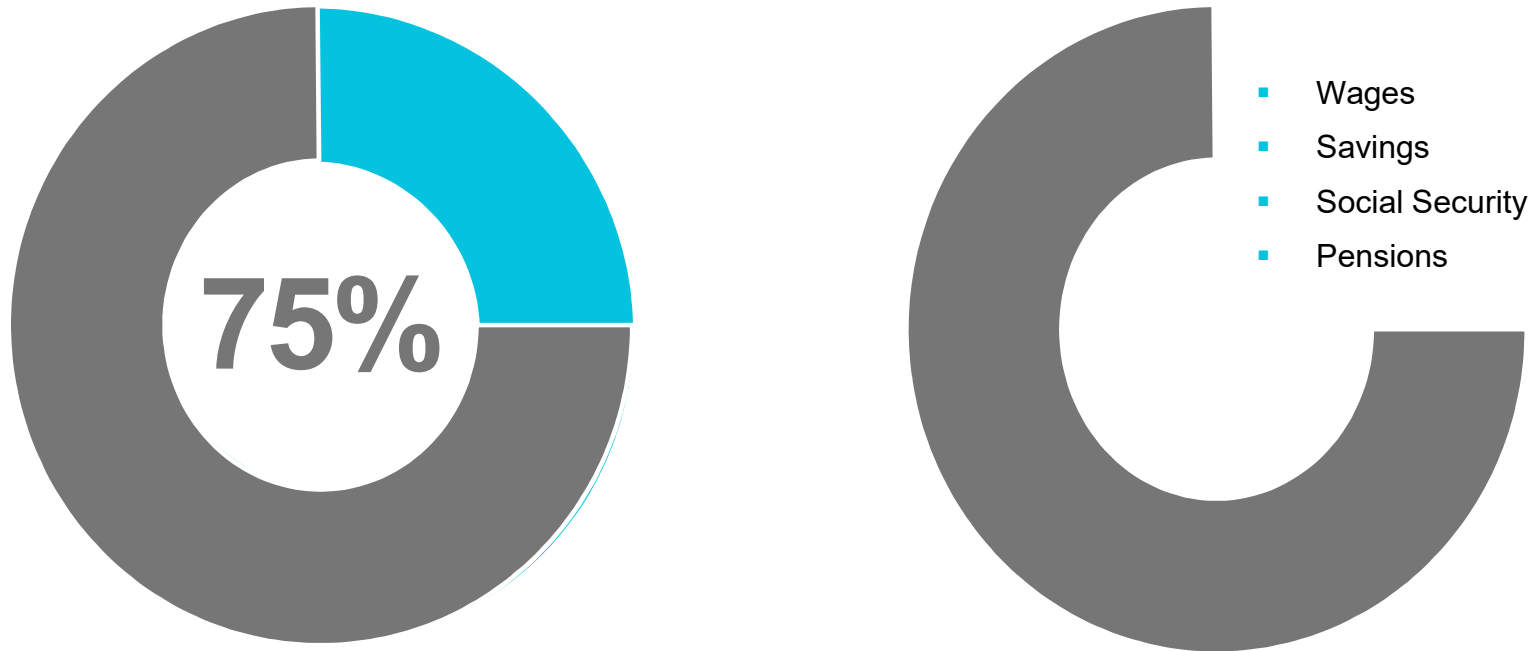


This chart is for illustrative purposes only and is not meant to represent the performance of any specific investment option. Final account balances are rounded to the nearest thousand. Assumes \$250 invested each month in a tax-deferred account and a 7% annual rate of return for a hypothetical investor from age 20 to age 65. All investments involve risk, including possible loss of principal.

Source: T. Rowe Price



REPLACEMENT INCOME



It is T. Rowe Price's view that investors will need 75% of their income in retirement.



RETIREMENT SAVINGS: HOW MUCH?

15%

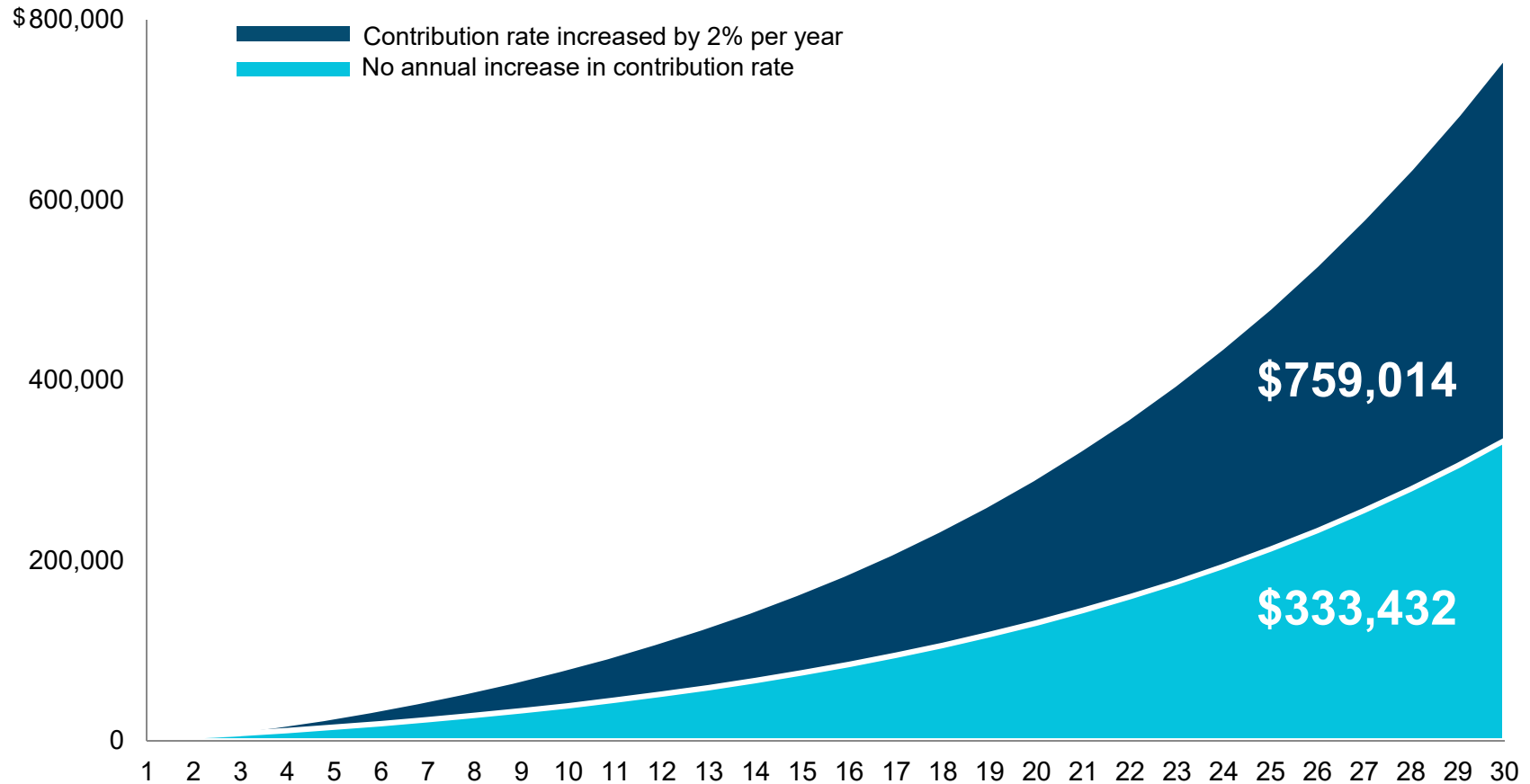
Consider increasing contributions by 2% gradually to build toward 15% target

Investor's Age:	Savings Benchmarks:
30	half of salary saved today
35	1x salary saved today
40	2x salary saved today
45	4x salary saved today
50	6x salary saved today
55	8x salary saved today
60	10x salary saved today
65	12x salary saved today

Assumptions: Individuals have saved (from age 25 to a retirement age of 65) 15% of their annual salary (increased by 3% each year) in a tax-deferred retirement account with a pre-retirement portfolio consisting of 60% stocks/30% bonds/10% short-term bonds, changing to 40% stocks/40% bonds/20% short-term bonds during retirement. Gross retirement income through age 95 is estimated to equal 75% of pre-retirement salary, consists of annual retirement account withdrawals of 4% plus estimated Social Security benefits (both beginning at age 65), and is increased by 3% annually for inflation. The savings benchmark analysis is based on results from the T. Rowe Price Retirement Income Calculator, which considers 1,000 market simulations and an 80% simulation success rate, using hypothetical age 65 salaries of \$70,000, \$100,000 and \$110,000. That tool's methodology and assumptions are explained in detail at troweprice.com/ric. Users should consider their own circumstances. Results may not apply to earnings that vary substantially from modeled salaries.



ANNUAL CONTRIBUTION INCREASES



This is a hypothetical example for illustrative purposes only and is not meant to represent the investment return of any of your plan's options. Assumes a starting salary of \$40,000, which increases an average of 3% annually. The assumed initial contribution rate is 6% with a 7% annual return. The example goes further to assume a 2% annual increase with a 15% cap. Your situation will vary. All investments involve risk, including possible loss of principal.



PLAN FEATURES



Plan Eligibility

- Full Time: Immediately



Contribution Limits

- Pre-tax/Roth: **1%** up to **100%**
- IRS limit for 2019: **\$19,000**
- Catch-up: **\$6,000**



Contribution Types

- Pre-tax
- Roth



Loans

- 1 Loan



CONTRIBUTION TYPES

	Pre-Tax Contributions	Roth Contributions
As you contribute	<ul style="list-style-type: none">▪ Helps lower current taxable income	<ul style="list-style-type: none">▪ Won't reduce taxable income today
As your account accumulates	<ul style="list-style-type: none">▪ Any earnings on your contributions grow tax-deferred	<ul style="list-style-type: none">▪ Any earnings on your contributions grow tax-deferred
As you withdraw	<ul style="list-style-type: none">▪ You are responsible for paying taxes on contributions and any earnings at distribution	<ul style="list-style-type: none">▪ You can withdraw contributions without paying additional taxes▪ Any earnings are tax-free with a qualified distribution*▪ More potential spendable income in retirement▪ Contributions must be in the plan a minimum of 5 years and you reached age 59½

*A qualified distribution is tax-free if taken at least 5 years after the year of your first Roth contribution AND you've reached age 59½, become totally disabled, or died. If your distribution is not qualified, any earnings from the Roth portion will be taxable in the year it is distributed. These rules apply to Roth distributions only from employer-sponsored plans. Additional plan distribution rules apply.




PLAN LOANS

LOAN TERMS

- Pay your account back, plus interest
- Payments direct from paycheck
- If you leave your employer with an outstanding loan
 - Loan becomes due
 - If not repaid within a certain time period, it becomes a distribution
 - Becomes taxable income
 - Potential penalties

LOAN CONSIDERATIONS

- Outstanding loans are not invested in the market
- Favorable interest rate potential
- Paid back with after-tax dollars

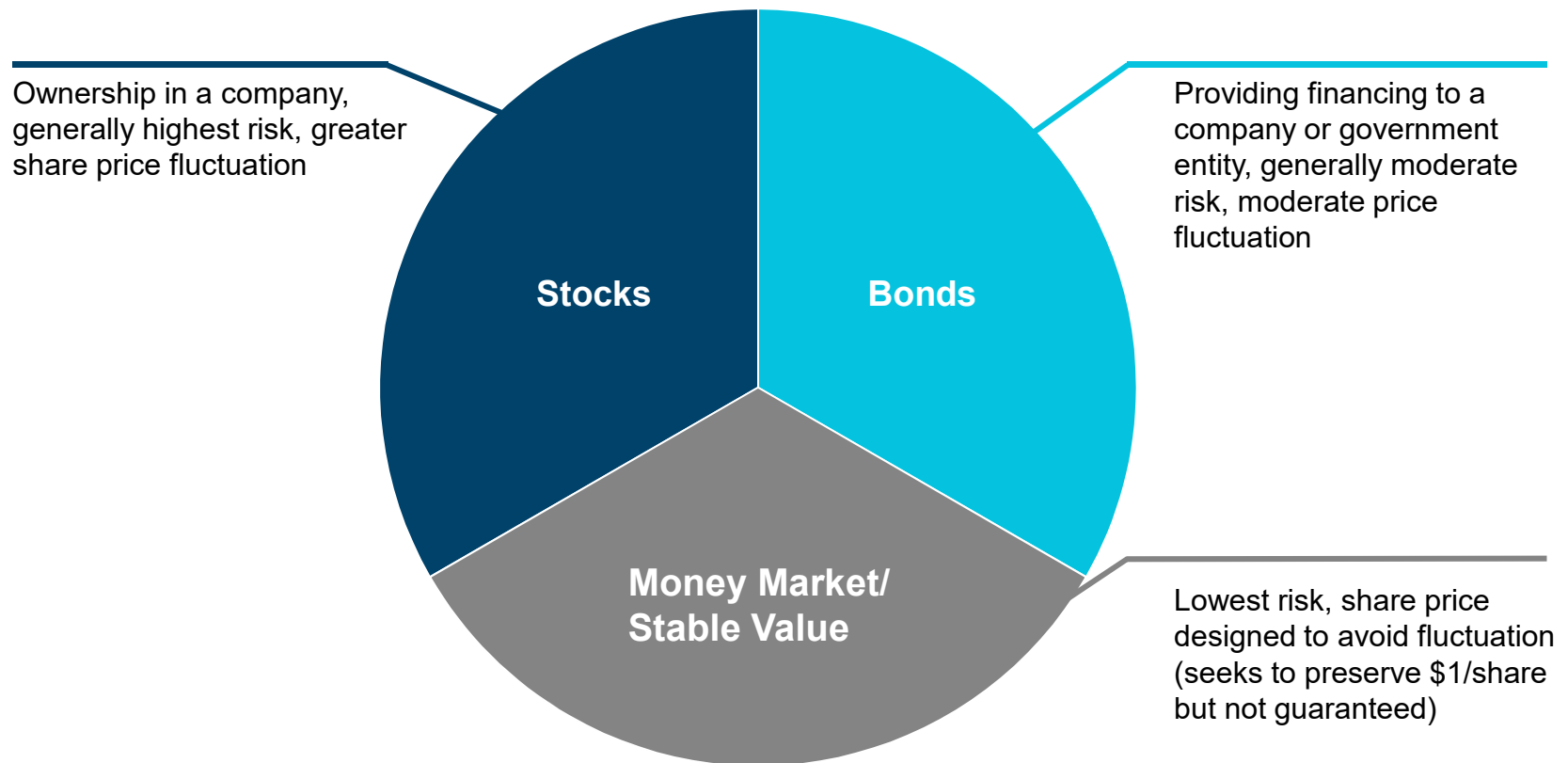


PLAN INVESTMENT OPTIONS



ASSET ALLOCATION

ASSET ALLOCATION CAN HELP MANAGE THE OVERALL RISK OF YOUR PORTFOLIO WHILE STILL PURSUING GROWTH.

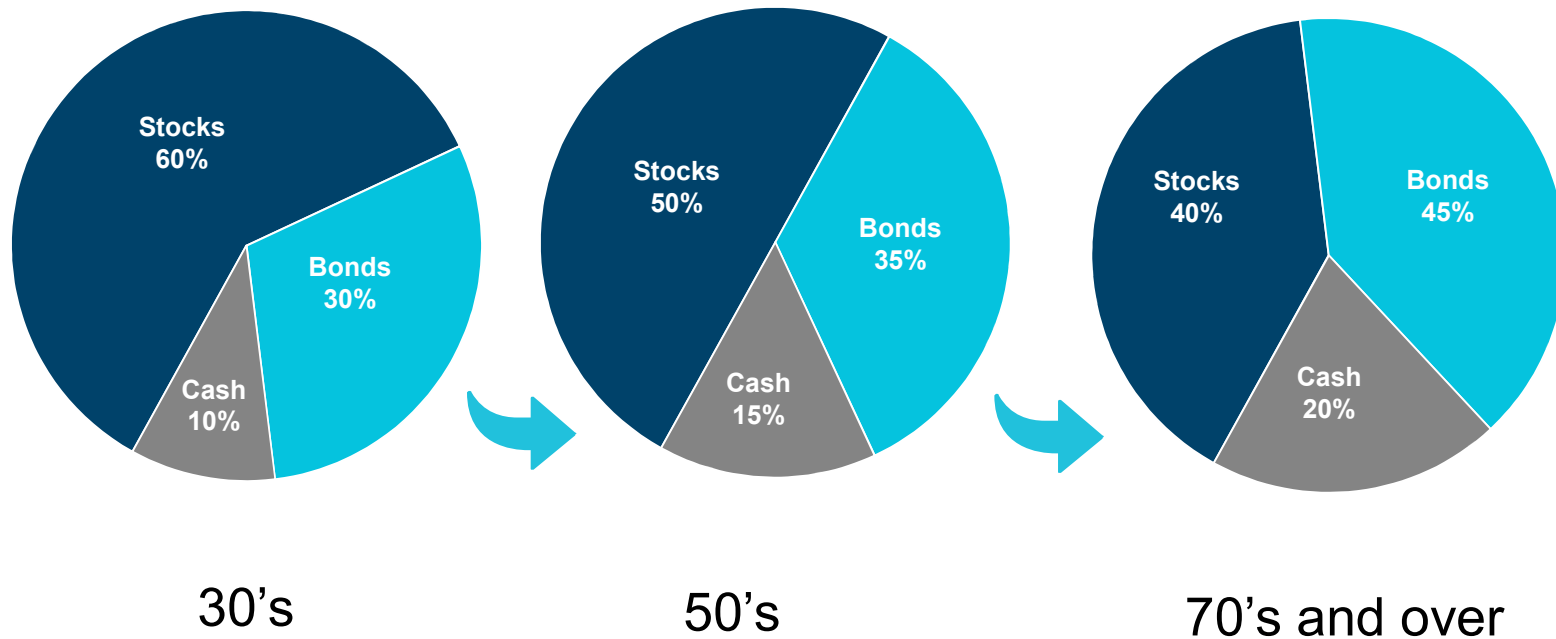


All investments involve risk, including possible loss of principal.



ADJUSTMENT OVER TIME

AS YOUR TIME HORIZON CHANGES, AND YOU GET CLOSER TO RETIREMENT AGE, YOUR ALLOCATION SHOULD ALSO ADJUST





FLEXIBLE INVESTMENT OPTIONS

OPTION 1 - AGE BASED
PORTFOLIO

OPTION 2 - BUILD YOUR
OWN
PORTFOLIO

OPTION 3 - SELF DIRECTED
BROKERAGE SERVICE

12

Stock Mutual
Funds/Trusts

2

Bond Mutual
Funds/Trusts

2

Money Market Funds/
Stable Value Trusts

12

Age-Based
Investments

FURTHER DETAIL AT rps.troweprice.com for current list of investment options,
Performance information, Morningstar fund fact sheets



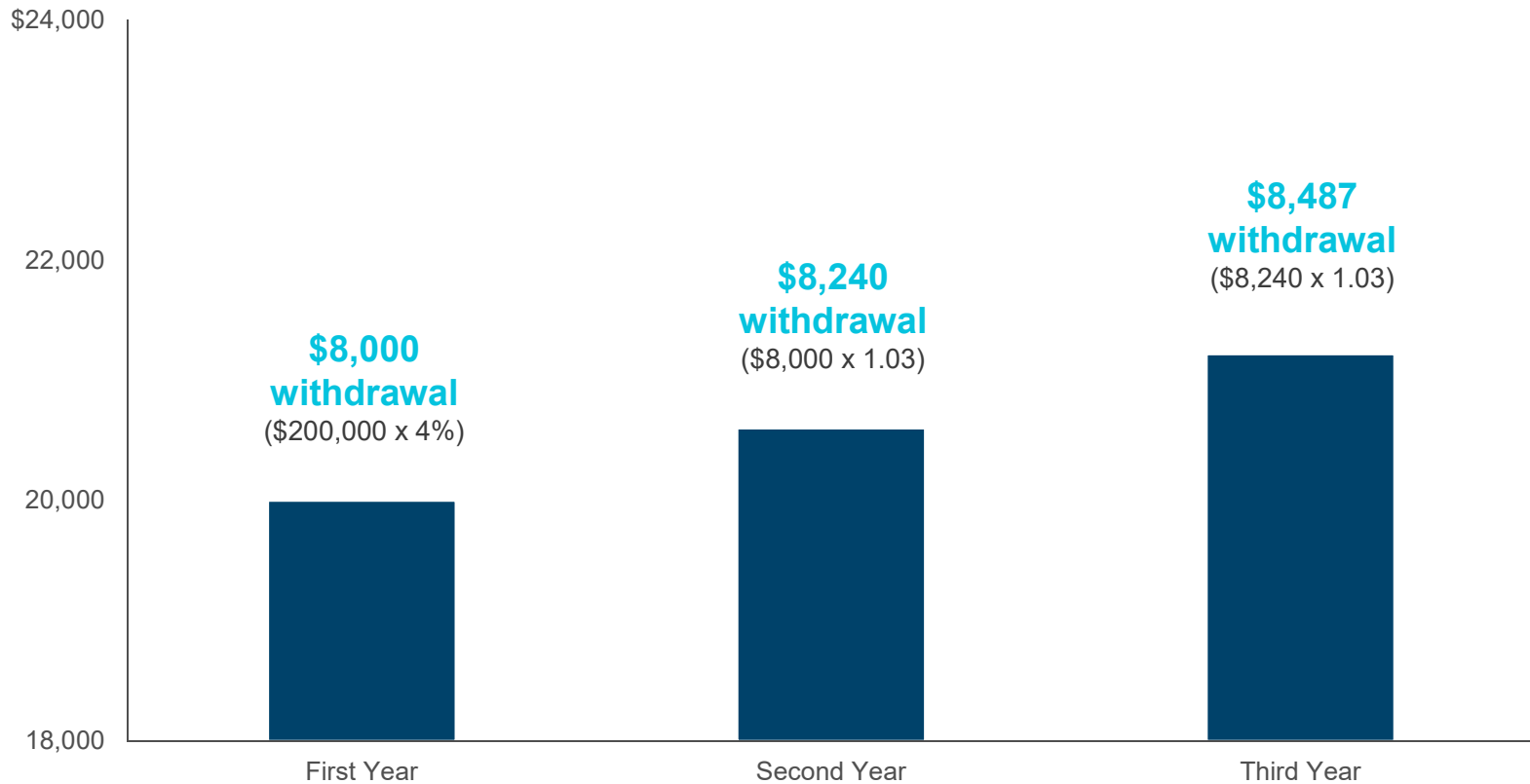
MILESTONE AGES





RETIREMENT INCOME: \$200,000 SAVED

INITIAL WITHDRAWAL PERCENTAGE FOR MOST INVESTORS SHOULD BE **4%** WITH A **3%** INCREASE PER YEAR THEREAFTER



This illustration is hypothetical and not representative of any specific investment or strategy. All investments involve risk, including possible loss of principal. Based on 3% inflation assumption



GET YOUR CONFIDENCE NUMBER[®] SCORE

Refine with the FuturePath[®] tool

About my *Confidence Number*[®] score

What does my *Confidence Number* score mean?

Confidence Number scores range between 0 and 100

Below 70

70-79

80-100

Based on our estimates, you're fairly well positioned to meet your financial goals in retirement.

What does it tell me?

Likelihood of your savings lasting throughout retirement.

[Show more](#)

Evaluation of how well your portfolio balances inflation risk and potential market downturns.

[Show more](#)

How is my *Confidence Number* score calculated?



■ Provided by you

■ What we already know



CONFIDENCE NUMBER[®] SCORE

IMPORTANT: The projections or other information generated regarding the likelihood of various investment outcomes are hypothetical in nature, do not reflect actual investment results, and are not guarantees of future results. The simulations are based on assumptions. There can be no assurance that the projected or simulated results will be achieved or sustained. Actual results will vary with each use and over time, and such results may be better or worse than the simulated scenarios. Clients should be aware that the potential for loss (or gain) may be greater than demonstrated in the simulations.

T. Rowe Price Investment Services, Inc., distributor



MONITOR YOUR ACCOUNT

Perform transactions

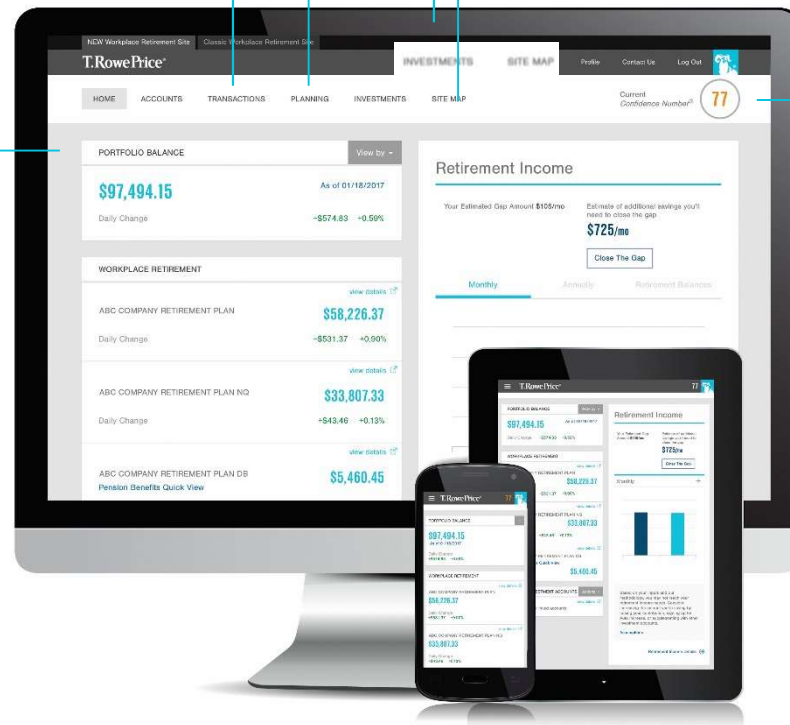
Check in on your progress toward retirement

Research investments

Update your Beneficiaries

Quickly view and access accounts and balances

Estimate if you're on track for retirement with your *Confidence Number*[®] score



Log in wherever you are, whatever your device



1-800-922-9945
rps.troweprice.com



Call 1-800-922-9945 to request a fact sheet, a prospectus, or, if available, a summary prospectus; each includes investment objectives, risks, fees, expenses, and other information that you should read and consider carefully before investing.